



Education Directory 2024

@lorealpro

Supporting hair pros since 1909.



Professional hair tech that elevates you.

Developed with professionals
for professional performance
since 1909.

Technical expertise,
augmented by tech.

Self-fulfillment reveals your
uniqueness and makes you
stand out.

Pick your journey.



Click one of the buttons below to discover more.

L'ORÉAL
PROFESSIONNEL
PARIS

New to
the Family

ACCESS
L'ORÉAL

Access



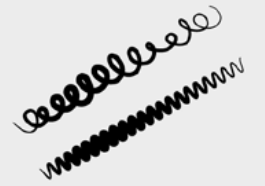
Online
Courses



Colour



Cutting
& Styling



Curls & Coils



Perming



Business

ID.
ARTIST

ID Artist



Future Talent

L'Oréal
colour
trophy 2024

L'Oréal
Colour Trophy



Contact
Details



Access.



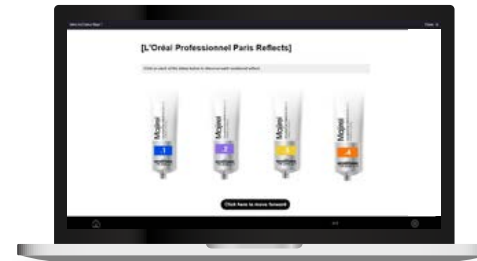
ACCESS
L'ORÉAL

Your 24/7 education hub
lorealaccess.com

Sign up for free. Register below.



To get started scan or click:



computer



device



What is available?



Academy Courses

In-person Academy Courses

Learn with our educators or guest artists in person with hands-on. You can book and pay all in one place.

Format:
Full Day



E-Learnings

On-Demand Online Courses

Over 30 free courses from product essentials, to the science of hair. These courses have videos, quizzes and interactive sections to enhance your learning.

Format:
15mins – 1 hour



Webinars

Special Events

Our virtual academy is taught live by our experts. These are special events that happen a couple of times a year.

Format:
30mins – 1 hour



Tutorials

On-Demand Video Tutorials

Over 120 free tutorials available covering all the basics from 'What is Majirel' to the more advanced techniques created by the PRO community.

Format:
3 – 20 mins



Blended

Access Practical Training Anywhere

Try our 'Getting Started' practical online courses, or join a practical live stream in one of our academies.

Format:
2 – 3 hours



Product Guides

Resource Bank

Looking for our product instructions, allergy alert test cards or COSHH information? Find it all in the Resource Bank.

Format:
Downloadable PDF

Locations of our courses.

Availability dependent on course and demand.



01 EDINBURGH

Charlie Miller Academy
Holy Corner, 2 Colinton Road
Edinburgh, EH10 5DN

02 EDINBURGH

Charlie Miller Salon
13 Stafford Street
Edinburgh, EH3 7BR

03 LEEDS

Tint
70 North Street
Leeds, LS2 7PN

04 MANCHESTER

New location coming soon

05 BIRMINGHAM

TONI&GUY
12-13 Cannon Street
Birmingham, B2 5EP

06 BURY ST EDMUNDS

The Scissor Box
Unit H7, Risby Business Park
Bury St Edmunds
Suffolk, IP28 6RD

07 LONDON

L'Oréal Academy
Gateway Central
187 Wood Lane
London, W12 7SA

08 CARDIFF

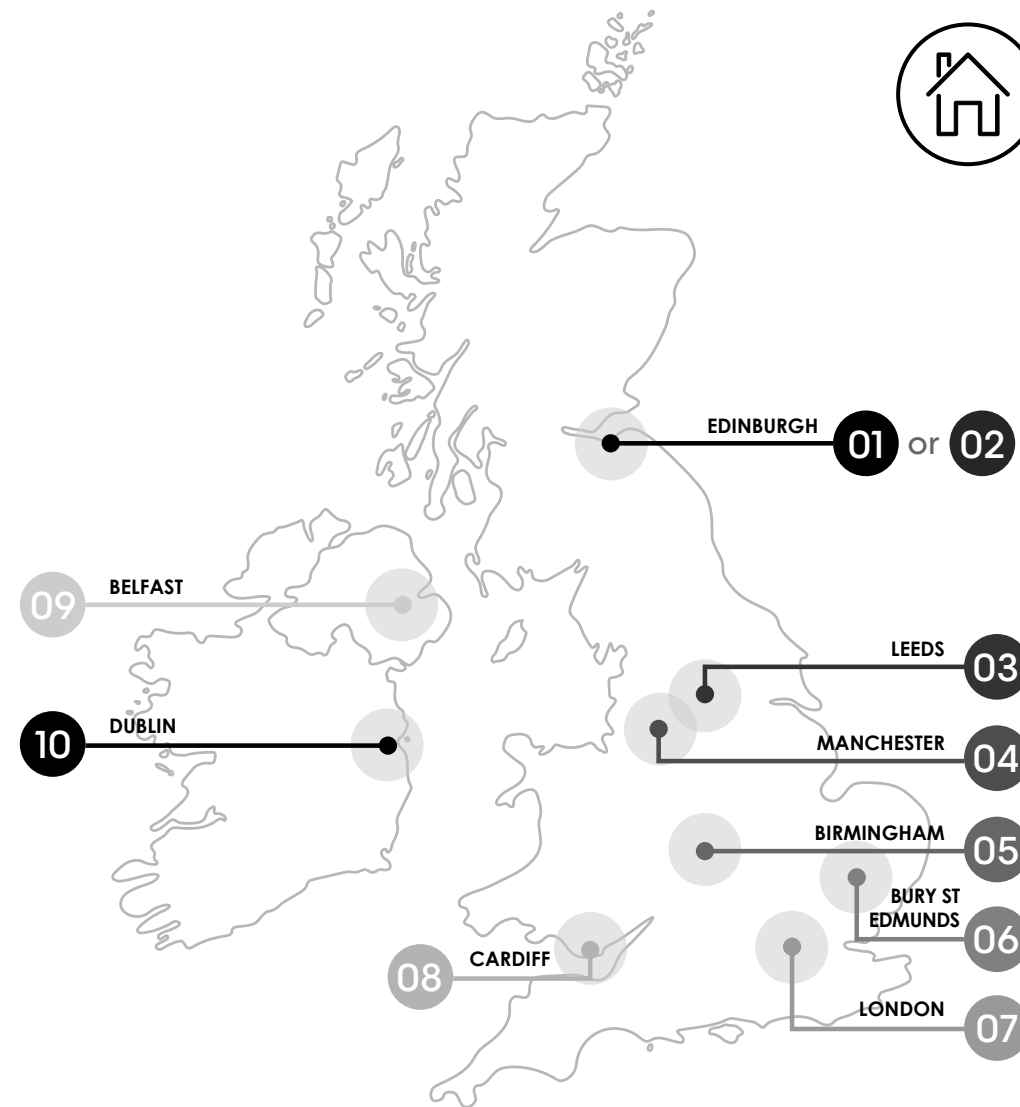
Ken Picton
KP Academy
8 Mermaid Quay
Cardiff, CF10 5BZ

09 BELFAST

Andrew Mulvenna
161-163 Victoria Street
Belfast, BT1 4PE

10 DUBLIN

L'Oréal Academy
Styne House
Upper Hatch Street
Dublin 2



Academy or Access for booking support:

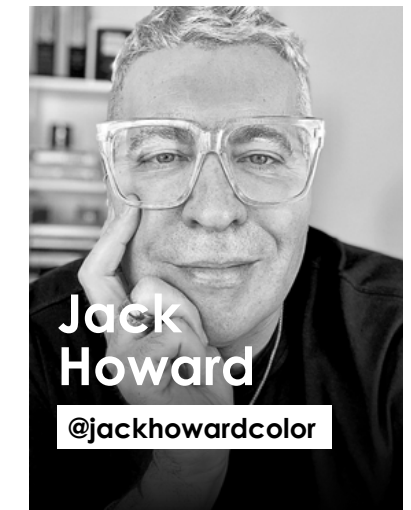
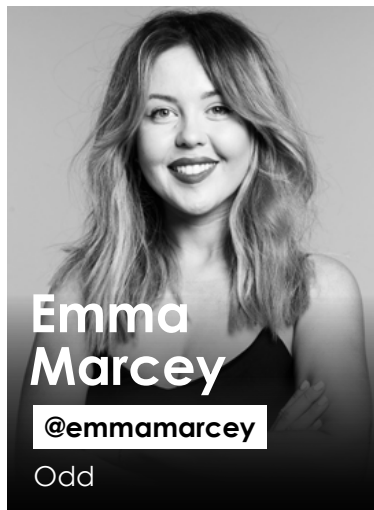
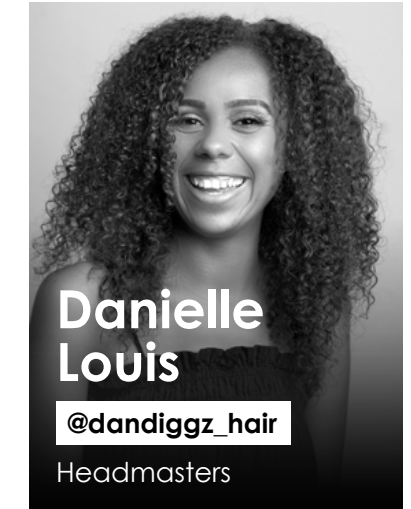


0800 028 3448
coursesuk@loreal.com

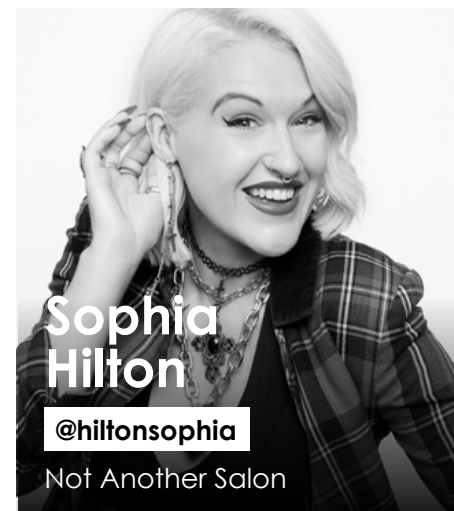
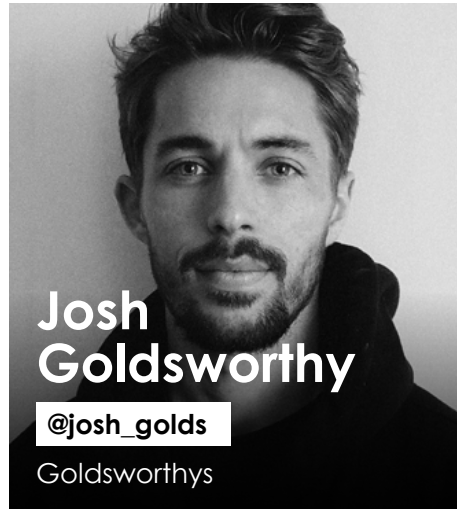


01-604 5913
dublinacademy@loreal.com


Artists on @lorealaccess



Artists on @lorealaccess



Your most popular on @lorealaccess



Foundation Theory Colour

Mini Online Course



"A great reminder of the why's behind what we do everyday."

Cathal Walshe
@lorealpro Educator



01

Colour Keys

Academy Course



"Whether you're new to hairdressing or starting your Colour Specialist journey, Colour Keys is the cornerstone for building your colour knowledge."

Lisa Valentine
@lorealpro Educator



02

Colour Essentials

Online Course



"Everything you need to know about how to use our colour ranges in one place - everyone should hit enrol!"

Bobbi Murray
@lorealpro Educator



03

Total Texture

Online Course



"Your starting point for learning how to colour, care and style all hair types."

Ultán Keena
@lorealpro Educator



04

Access FAQ.



How do I book a course on ACCESS?

Click on **DISCOVER ALL CONTENT**. Here you can **filter by brand, course type or category (colour, cutting, etc)**. Browse to select your chosen course then **Enrol** to follow through to the payment page and complete your booking purchase.

I have completed my course, how do I get my course certificate?

To access your course certificate, sign into your ACCESS account, click on the **User Menu** (three menu lines on the left hand corner of the ACCESS page), select **"My Activity"** and then **"Courses"**. Find the desired course, click on the certification symbol where you will get the option to either download or save your certificate as a PDF.

I want to book multiple places on a course, but ACCESS will not allow me?

Booking multiple places on a course is currently not an available feature on ACCESS. To enrol on a course, each user must book and pay (if applicable) for their course(s) directly on their ACCESS account. To book multiple users or places on a course(s), please contact the **ACCESS helpline** for assistance: **(UK) 0800 028 3448** or **(ROI) 01-604 5913**.

How do I cancel my course booking on ACCESS?

To cancel a course booking, please contact the **ACCESS helpline** for assistance: **(UK) 0800 028 3448** or **(ROI) 01-604 5913**.

I cannot sign into my ACCESS account and the password reset link email has not come through?

If you have not received the password reset link email, we first recommend the following:

1. Check your junk or spam email folder for the password reset email.
2. Try re-registering on ACCESS using the same email. If the ACCESS user account does exist, you will receive this error message: 'This email is already used for a user pending approval, please choose a different one.'
3. Check you have entered the exact same email used during your original ACCESS registration.

If after verifying the above you still cannot locate the password reset link email in your mailbox, then please contact the **ACCESS helpline** for assistance: **(UK) 0800 028 3448** or **(ROI) 01-604 5913**.

Which courses are available in my area?

You can search by course directly on ACCESS. Once on the course page you can view any available dates and locations (see Question 1. for How to book a course).

I have tried to enrol on a course via the ACCESS App but keep getting an error message?

To view course information or to enrol on a course, please view ACCESS via a web browser instead of the App.

I cannot see other dates for the course I am enrolled on.

ACCESS will not display alternative dates once you have enrolled onto the course. To get alternative dates or to amend/cancel your booking, please contact the **ACCESS helpline** for assistance: **(UK) 0800 028 3448** or **(ROI) 01-604 5913**.



Online course guide.

Online course guide.

i Click the flag icons below to navigate directly to the related course on our UK / IRE website.



Product Knowledge Essentials Collection

COMPLIMENTARY



Health & Safety



Permanent Colour



Tone-on-tone Colour



Blond Studio



Metal Detox



Perm & Smoothing



Styling Essentials



Care Essentials



SteamPod

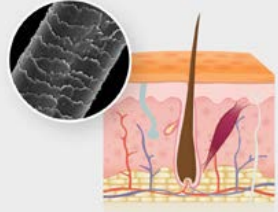


Online course guide.



Intro Theory Pre or Post Course

COMPLIMENTARY



Science of Hair & Skin



WELCOME TO
L'OREAL
PROFESSIONNEL
PARIS
L'OREAL
PARIS

New to the Family



Blueprint Balayage



Foundation Theory: Colour



Numbering System



Curl Keys Tutorial Series



Intro to Blonde Keys



Undercoats & Neutralisation 6-10



Artist POV: Socially Savvy



Online course guide.



Curls & Coils

COMPLIMENTARY

Recommended first



Total Texture:
Identification



Intro to Caring
for Curls & Coils



Intro to Styling
Curls & Coils



Intro to Cutting
Curls & Coils



Intro to Colouring
Curls & Coils



Intro to Wigs,
Weaves & Braids



PLUS...



Curl Keys
Tutorial Series



Online course guide.



**Hayley
Jepson**

@the.resilient.hairdresser

**Daniel
Mason-Jones**

@danielmasonjones

Introducing...

HeadUp

FOR HAIR PROS' MENTAL HEALTH

Did you know that 65% of hairdressers have experienced anxiety, burnout and depression during their professional career?*

Head Up Keys is a free wellbeing resource created for pros by pros.

What is available?

Four episodes and a downloadable workbook.
On-demand, access anytime.



*[Source: NAMI. National Alliance on Mental Illness]

Online course guide.




Getting Started Series:

Practical practise along courses

£49 / €49 each



Getting Started with Balayage



Getting Started with Highlighting



Getting Started with Toning



Getting Started with Cutting



Getting Started with Blow Drying



Getting Started with Perming



Perfect for:

Practice at home / in-salon team training resource or preparation for attending an academy course.

How it works?

Watch course online via **ACCESS** and practise in real time. Your instructor will demonstrate and then you try, moving forward when you are comfortable.



Colour.



Colour journeys.



Click one of the buttons below to discover more.



Colour Keys 1



Colour Keys 2



Blonde Keys



Balayage Keys




Foundation
Foiling



Foilage



Explore




Getting
Started



Colour
Specialist



Guest Artists



Journeys



Education
Direct

Colour Fundamentals.



QUICK KEY	Colour Keys 1	Colour Keys 2	Blonde Keys	Balayage Keys	Foundation Foiling	Foilage	Colour Specialist
Health and Safety	●						●
Natural Bases & Undercoats	●						●
Numbering System	●						●
Neutralisation	●						●
White Hair Coverage	●						●
Colour In		●					●
Colour Out		●					●
Permanent Colour	●		●				●
Tone-on-tone Colour	●	●	●				●
Pre-lightener			●		●		●
Blonding Services			●				●
Global Lightening			●				●
Freehand Balayage				●			●
Foilage						●	●
Babylights					●	●	●
Highlights				●	●	●	●
Face Frames				●		●	●
Full Head Pre-lightener							●
Balancing Light / Dark						●	●
Negative Space							●
Grey / White Hair Blending							●
Toning Options				●		●	●
Root Shadow						●	●
Distribution of Pigment							●



Colour Keys 1.



Learn the fundamental knowledge of how hair colour works. Looking at the science and principles that affect your colour results. From undercoats, lightening natural hair to reflect families.

Our worldwide iconic training has had a major makeover. All the same fundamental colour knowledge but now shared across multiple learning touch points.

Start online through a series of snackable self-guided video lessons, before completing a jam packed practical day. Both the video series and practical day must be completed to receive your Colour Keys 1 certificate.

1 day + Online

£220 / €255



click here



click here

Two hours of online self-learning, then come to your practical day to put into practice what you have learned.



Watch: Colour Keys 1 Introduction



Colour Keys 2.



**Everything you need to know about colour correction.
How to achieve the perfect results when changing a client's
hair; including taking colour out and adding colour in.**

Our worldwide iconic training has had a major makeover. All the same fundamental colour knowledge but now shared across multiple learning touch points.

Start online through a series of snackable self-guided video lessons, before completing a jam-packed practical day. Both the video series and practical day must be completed to receive your Colour Keys 2 certificate.

Prerequisite: Must have completed Colour Keys 1.

2 days + Online
£295 / €340



click here



click here

One hour of online self-learning, then come to your practical day to put into practice what you have learned.



Watch: Colour Keys 2 Introduction



Blonde Keys.



This course covers why hair types lift differently, key applications and how to utilise the Blond Studio range and Majirel High Lift.

If you are new to the lightening skill set, want to understand bleach or high lift products, or want to gain confidence in blonding services, this course is for you.

Perfect for foundation to intermediate skill sets.

Course Covers: consultation, fundamental bleach applications including scalp, high lift applications, toning applications.

Intro to Blonde Keys Online

Complimentary

Complete Intro to Blonde Keys E-Learning prior to attending the one-day classroom course.



1 day

£220 / €255

All the above theory with hands-on training, allowing you to put into practice what you have learned.



Watch: Blonde Keys Introduction



Harriet Stokes features in online video tutorials only.

Balayage Keys.



Want to get comfortable with freehand balayage applications? Welcome to your pure freehand painting foundation training.

This course will cover sectioning patterns, different application shapes and methods. You will learn basic to intermediate techniques always with the perfect blend in mind. Start online through a series of snackable self-guided video lessons with Harriet Stokes before completing a jam-packed **practical day locally with a @lorealpro Educator.**

Both the video series and practical day must be completed to receive your certificate.

1 Day + Online
£220 / €225



click here



click here

One hour of online self-learning, then come to your practical day to put into practice what you have learned.

THE PERFECT PAIR:

If you want to start learning or feel more comfortable with balayage before coming to this course, try 'Getting Started with Balayage' blended course you can do anywhere, anytime. It is the perfect pre-course learning.



Foundation Foiling.



When, why and how to use different techniques from highlights, babylights, weaves, slices and textured weaves.

Foundation Foiling covers application to sectioning patterns, foil and Easi Mèche. It also covers the fundamentals of a T-section, half head and full head application.

Get comfortable with all of these techniques to help you achieve the perfect blonde result, every time.

1 day
£220 / €255



click here



click here



Watch: Foundation Foiling

THE PERFECT PAIR:

If you want to start learning or feel more comfortable with foiling before coming to this course, try 'Getting Started with Highlighting' blended course you can do anywhere, anytime. It is the perfect pre-course learning.



NEW Foilage.



Want to get confident in how to use foiling techniques to create a balayage effect? Or love highlighting but not freehand balayage?

Foilage is a course that covers the intersection of balayage and highlighting techniques. Learn how to use a combination of application styles to create natural dimension across different hair colours.

Whether the client wants soft and subtle, or a pop of a highlighted look mastering balancing light and dark is crucial to a blended result. Learn how to decode images, select the right lightening technique, how to blend results and perfect your gloss.

If you have seen the rise in foil meets balayage and have wanted to explore this, Foilage is the course for you.

1 day
£220 / €255



click here



click here



Explore Sessions.



3 hours
Complimentary



click here



click here

These are three-hour training sessions in the morning or afternoon, covering a variety of hair topics on both core and new product launch information.

- Led by an @lorealpro Educator
- Hands-on
- Interactive theory

Regular Feature: Explore @lorealpro Colour

Your introduction to working with L'Oréal Professionnel Paris colour. This workshop will cover our fundamental ranges and how to use them. Not new to using our colour but want help with specific ranges, oxydants and understanding the reflects, this is also for you! You are welcome to bring any questions along. Keep an eye out for sessions running in your region.



Launched in 1998.
**IT'S LEGENDARY
FOR A REASON.**

Colour Specialist.



Are you a hair colourist with at least two years' experience who wants to take your colour knowledge to a specialist level?

Cover the 10 L'Oréal Professionnel Paris Principles of Colour, then partake in a graduation ceremony and unlock your ability to join the Colour Specialist Connective programme.

15 days

£3650 / €4150 20% deposit required to secure your place

Prerequisites:

- Colour Keys 1 & 2 (academy courses)
- Colour Specialist Pre-Assessment

How to book:



Intake start months:

London

- January **SOLD OUT**
- March
- June
- September

Northern location

Dates released soon

Edinburgh

- September

Belfast

- April

Dublin

- March
- September

26 years strong. Become a Colour Specialist. Become the standard.

Unique system to support your learning. Designed to help you succeed.



01

In-person Course

with dedicated facilitators



15
days

- 12 learning days, followed by 3 days of exams
- Practical lead with a hands-on approach – get confident with all colours

02

Digital First Resources

Yours to keep!



- 10 x Matching Digital Notebooks
- Exclusive: Dear Jack Podcast with @jackhowardcolor 3x Episodes

03

10 Complementary Online Courses

To support your learning

5 hours
worth!



- Video first with closed captions
- Audio support throughout
- Real life scenarios
- Practice questions and answers

PLUS!

Exclusive feature from
@jackhowardcolor

Course fundamentals.

10 Modules that unlock your colouring power.



01
Best Practice
+ H&S



02
Science Hair
and Skin



03
Distribution of
Pigment



04
Consultation



05
Social First




06
White Hair
Options



07
Specialist
Lightening



08
Colour Change
Lightening



09
Colour Change
Darkening



10
Balayage
Specialist



Is it for me or my business?

Your checklist:

As a colourist

- Want to learn how colour works?
- Tired of relying on a sectioning pattern?
- Want to understand why sometimes colours don't turn out as expected?
- Want to learn everything you need to be self-sufficient as a colourist?
- Got a technical mind and want to learn MORE?!
- Feel like you have reached a senior level or plateaued and want more?
- Want to have the confidence to know when to test the boundaries and when to say no?





Is it for me or my business?



Your checklist:

As a person

- Get more confident in your skill set
- Get known as a corrective specialist in your area
- Be the go-to for colour advice by your peers or colleagues
- Meet like-minded individuals and expand your network
- Dial up your colouring business with a social media bank
- Bump up your status and be the best you can be

Recent Graduates.



I feel more confident that I can do pretty much anything a client asks me to. My column is busier because I can fill it better by knowing which services I should offer when a client comes to me with a specific hair concern."

Angela Wright
Headmasters Windsor



Now I have more self-confidence, from product mixing and applications to talking with clients. When clients ask me questions, I feel 100% confident with my answers because I know exactly what I am doing and why I am doing it."

Callum O Donovan
The Edge Hair Design Cork



It has helped me be motivational to my team and also teach them what I know. It has elevated my service to the next level and my team now come to me for advice on their colour services."

Emma Taylor
Artelier

Graduate into a community.



Wear a cap and gown at your own graduation!

Pass your course, then come together with Colour Specialists from around the UK and Ireland to celebrate in London. Get an official graduation photo and celebrate with your loved ones!

**COLOUR★
SPECIALIST
CONNECTIVE**

**No monthly
fee involved!**

This member's
club is free
to join.

Unlock exclusive members only perks, content & discounts

Open the doors to a members only area:

- Exclusive events and ability to try new products first!
- Unlock unique video and podcast online education
- Gain access to special members only Academy sessions and discounts
- Networking opportunities in your area

L'Oréal
colour
trophy 2024

Qualify to enter a dedicated L'Oréal Colour Trophy Category:

Open to: Colour Specialist graduates who have completed the 15-day diploma course and passed the official L'Oréal Professionnel Paris Colour Specialist final exam.

Already graduated and want to sign up?



click here



click here



COLOUR CONGRESS


Looking for next level inspiration?

Colour Congress is a live event exclusive to qualified United Kingdom and Ireland Colour Specialists and Colour Experts. It will push your creativity and give you an insight into the latest trends and colour innovations.

What is included:

- Engaging and interactive content with top industry colourists
- Practical workshops
- Networking evening with dinner and drinks

[Watch social media for more information](#)



Just starting your balayage journey?



before



after

Getting Started with Balayage.



Online practical course

£49 / €49 - Anytime*

Rather than teaching you a full look this training gets you comfortable with the foundation skills for balayage applications.

How it works? Watch course online via **ACCESS** and practice at home / in-salon in real time. Your instructor will demonstrate and then you try, moving forward when you are comfortable. Great for anyone new to a skill set or as a team training session.

Skills covered:

- Sectioning
- Slice vs weave
- Key balayage application shapes: V, Full Meche, Diagonal
- Key placement areas introduction: hairline, crown, parting
- Product choice

Own equipment needed:

- Pre-lightener of choice
- Plastic comb and clips
- Bowls and brushes
- Tuition head
- Balayage board



click here



click here

*You will be able to access this e-learning until it is removed from Access which is at the discretion of L'Oréal Professionnel Paris.



Want to learn the foundations of highlighting?



before



after

Getting Started with Highlighting.

Online practical course

£49 / €49 - Anytime*

This course teaches you the different application methods and a key sectioning pattern. It will help get you comfortable in the world of highlighting.

How it works? Watch course online via **ACCESS** and practice at home / in-salon in real time. Your instructor will demonstrate and then you try, moving forward when you are comfortable. Great for anyone new to a skill set or as a team training session.

Skills covered:

- How to do a babylight, weave and slice
- How to use foil
- How to use easi meche
- Sectioning for T-Section
- How to do T-section application
- Half head application pattern

Own equipment needed:

- Pre-lightener of choice
- Plastic comb and clips
- Bowls and brushes
- Tuition head
- Foil



click here



click here



Want to get confident with toning applications?



before toner



after toner

Getting Started with Toning.

Online practical course

£49 / €49 - Anytime*

This training covers shade choice, popular topics like zone toning and trouble shoots some key areas to help you step up your lightening game. Perfect if you want to feel more confident with toner choice and application methods.

How it works? Watch course online via **ACCESS** and practice at home / in-salon in real time. Your instructor will demonstrate and then you try, moving forward when you are comfortable. Great for anyone new to a skill set or as a team training session.

Skills covered:

- Undercoats and shade choice
- Global application
- Highlight application
- Zone toning application
- Trouble shooting

Own equipment needed:

- Colourant of choice
- Plastic comb and clips
- Bowls and brushes
- Tuition head
- Applicator bottle



*You will be able to access this e-learning until it is removed from Access which is at the discretion of L'Oréal Professionnel Paris.

Artistic colour.



QUICK KEY	Siobhan Jones	Nancy Stripe Foilage	Danielle Garner	Jack Howard	Marlon Hawkins	Nancy Stripe Navigating Grey
Freehand Balayage	●	●				
Foilage	●	●	●	●		
Babylights				●		
Highlights		●				●
Face Frames	●	●	●	●		
Balancing Light/Dark	●	●	●	●		●
Negative Space	●	●	●	●		
Grey/White Hair Blending		●				●
Creative					●	
Trend Driven					●	
Problem Solving	●				●	
Toning Options	●	●	●	●		
Root Shadow	●	●	●	●	●	
Visual Placement		●			●	
Systematic Approach	●			●		●
Embracing Natural Grey						●

Artistic events.

February / March



**Marlon
Hawkins**

@marlonjhawkins

Brooks & Brooks


The Fusion Tour Cut - Colour - Style

Want to reimagine your column? Looking to level up your hairdressing skills? Or wanting to learn current trends and techniques? The Fusion Tour with Marlon Hawkins will leave you feeling inspired, your creativity ignited and your client excited.

The Fusion masterclass focuses on colour, cut and styling all together in a compact session. Marlon will share thought provoking techniques that you can use in your own unique way - building the bridge between commercial and creative hairdressing. This is about simple and effective techniques that can be dialled up or down.

During this look and learn session Marlon will cover approaches to cutting, current styling techniques and expensive multi-dimensional colour. This session is an all-rounder for anyone wanting to feel excited about hair or looking for new ideas.

Plus, don't forget it's the perfect time to connect with like-minded individuals from your surrounding community.



1.5 hours
£45 / €55



click here



click here

Artistic events.

May



**Harriet
Stokes**

@harriet_stokes



**Jack
Howard**

@jackhowardcolor

Balayage – Foil It or Paint It Tour

Feeling like you are using the same technique all the time and want to be inspired? Looking for direction on selecting your balayage approach? Or simply love balayage and don't want to miss this powerhouse duo? This session is one not to miss.

Harriet Stokes and Jack Howard are teaming up to bring you the Foil It or Paint It Tour. In this evening event format Jack and Harriet will decode their style and approach to creating a balayage result.

Any age, any hair type, any hair colour – you will learn how they both colour in their unique way. Gain insight into how they work, use foil, freehand, blend and gloss to create their flawless results. Plus, Jack and Harriet will share tips on decoding consultation, managing expectations and social media.

The session is a look and learn format with live models, tuition heads and a take home digital workbook. Plus, these events contain special offers, goodies and a chance to network with your local community.

7-9pm including 1.5 hour seminar
£75 / €87



click here



click here

4 Dates Only – see Access for locations

Guest artist courses.



Siobhan Jones

@siobhanjoneshair

BALAYAGE

Build Your Balayage **NEW**

Each client is unique; therefore, the same balayage application for everyone does not work.

All different hair textures, density, colours, lengths, or cut styles require a bespoke approach. Yet relying on visual placement isn't for everyone. In this course, Siobhan will share a structured process of systematically breaking down what you are trying to achieve and how to build up a step-by-step balayage application. Learn how to use your existing knowledge of techniques to build your balayage.


1 day
£325 / €375



click here



click here



Nancy Stripe

Stripe Colour Studio

@nancystripecolour

BALAYAGE

Foilage and Face Framing

Come and learn how to create expensive and 'natural' looking colour by utilising foilage techniques. Nancy will use face-framing techniques, zone toning and pops of light and shade, all on a natural palette to create fabulous must-have balayage looks.

This course continuously evolves with what is current in balayage, face framing and glossing trends making it a great place to learn what you are seeing on social media.


1 day
£220 / €255



click here



click here



Guest artist courses.



Jack Howard

@jackhowardcolor

BALAYAGE

Foil it.

Do you struggle with lift on dark bases when creating a balayage effect? Or want quick placement techniques that can be used with a variety of clients? In this course Jack will share with you his foil placement techniques to achieve beautiful, modern blonde results fast.

You will learn how to avoid uneven lift or stripy colour results by learning how to identify key areas for placement, selecting appropriate technique and creating seamless blend alongside the correct product choice.



1 day
£385 / €445



click here



click here



Danielle Garner

Wildflower Studio

@daniellegarner_

BALAYAGE

Sustainable Hair Colour Techniques

Do not let your clients drop out of hair colour. Instead match their demand for a new type of colour service that is low maintenance, has a longevity in the colouring cycle and is sustainable for them to follow.

This course focuses on balayage, blends and how to merge greys.

1 day
£220 / €255



click here



click here

Guest artist courses.



Marlon Hawkins

Brooks & Brooks

@marlonjhawkins

COMMERCIAL COLOUR

Colour with Confidence

Marlon believes that no two colours should be the same because every person is unique. Learn how to take a simple technique and put your own stamp on it. This is not a course with a set output of application techniques. Instead, it is based on assessing the client in front of you and being able to make something unique to them. Learn colour techniques that work, are fun and will keep your clients coming back to you.



1 day
£275 / €320



click here



click here



Nancy Stripe

Stripe Colour Studio

@nancystripecolour

COMMERCIAL COLOUR

Navigating Grey

How do you navigate someone who wants to embrace their natural white? Do they want to simply blend or stop colouring long term? Maybe they have already gone 'cold turkey' and have a large regrowth. Or they want to move away from the density of their current colour to a softer version. This is the white hair version of 'the restyle' in haircutting. Come and learn techniques, options and learn from someone who is embracing the movement.



1 day
£220



click here

Guest artist courses.



Mike DeCanter

Zeba Hairdressing

@mikedecanter

CONTENT CREATION

Capture Your Content

Ideal for any hairdresser who wants to level up on video content creation.

Ever thought 'I want to know how that was made'? Or have noticed video content is everywhere but don't know where to start with making it? Or simply know what you want to create but don't know how to do it?

Capture Your Content is your hands-on video bootcamp that will help get you to where you want to go.

Run by social and Youtube hairdressing creator @mikedecanter, this course is about practising capturing content and having a framework for what you are trying to achieve. This isn't a social media course.

You will not be learning about publishing for platforms, instead how to create the content itself.

1 day
€225



[click here](#)

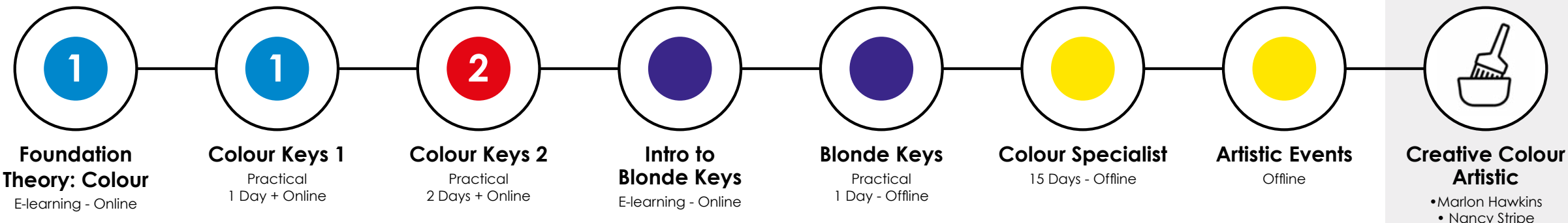


Foundation journeys.

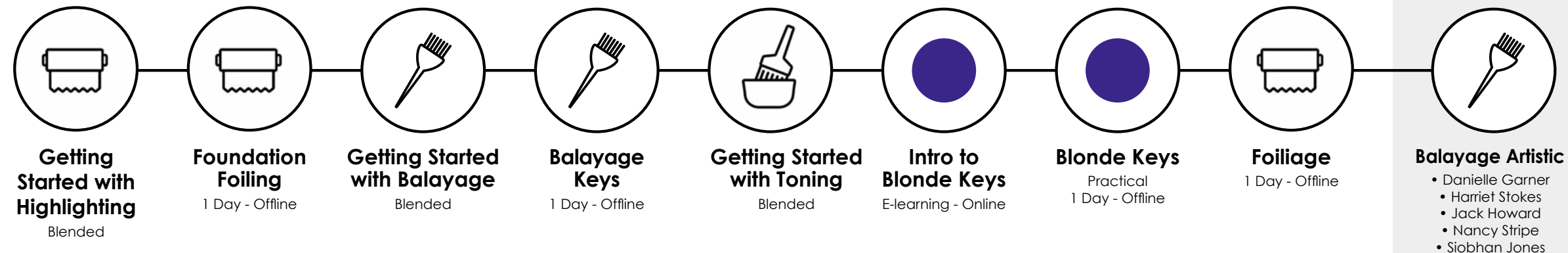
Mix up your learning path with offline and online learning.



Colour Designer



Blonde Obsession





Cutting & Styling.

Cutting & styling journeys.



Foundation Cutting



Foundation Barbering



Intermediate Cutting




Journeys



Getting Started



Education Direct



Guest Artists



mynewhair

Styling.



QUICK KEY	Frazer Wallace	Kayleigh Twigg	Abigail Butler
Hair Preparation	●	●	●
Blow Drying	●		
Blow Out Finish	●		
Heated Appliances / Styling	●	●	
Quick Hair Up Styles		●	
Hair Up Kit		●	
Braiding		●	●
Dressing Out	●	●	
Bridal		●	
Hair Texture Identification			●
Curl & Coil Care			●
Diffusing Curls & Coils			●
Twist Styling			●



Foundation Cutting.



2 days
£330 / €380



[click here](#)



[click here](#)

Build a solid foundation in the skills of cutting longer feminine shapes and gain an understanding of the methods behind the principles. You will cover the basics including hair tools, face shapes and growth patterns. You will then move onto classic cuts, all broken down by step-by-step processes. Come join us for skills you can instantly use on the floor.

Skills covered: Long one length, classic bob, graduated bob, square layer, uniform layer and short pixie layer.



Watch: Foundation Cutting Introduction

THE PERFECT PAIR:

If you want to start learning or feel more comfortable with cutting before coming to this course, try 'Getting Started with Cutting' blended course you can do anywhere, anytime. It is the perfect pre-course learning.



Foundation Barbering.



2 days
£330 / €380



click here



click here

Learn skills for cutting shorter masculine shapes. Master the foundation skills on this course, which covers everything from the tools involved and how to use them, through to face shapes, growth patterns and techniques including graduation, scissor over comb and clipper work.

Skills covered: Clipper over comb, scissor over comb, working without guards, detailing.



Watch: Foundation Barbering Introduction



Intermediate Cutting.



2 days
£365 / €420



[click here](#)



[click here](#)

Your foundation steps are covered and now you are ready to personalise your haircuts to suit your clients. Learn different techniques to remove weight and add texture and understand when and why to use these techniques on longer to short haircuts. This course is about pushing your creative cutting skills and creating bespoke results for your clients.

Skills covered: Texturising tools, removing weight, adjusting shapes for personalisation, fringes, utilising your tools and clippers.



Watch: Intermediate Cutting Introduction

Ready to pick up some scissors but don't know where to start?



handling



cutting

Getting Started with Cutting.



Online practical course

£49 / €49 - Anytime*

Before learning how to do a full hair cut you need to get familiar with your scissors, holding them and all the elements that build a haircut, like tension and angles.

How it works? Watch course online via **ACCESS** and practice at home / in-salon in real time. Your instructor will demonstrate and then you try, moving forward when you are comfortable. Great for anyone new to a skill set or as a team training session.

Skills covered:

- Holding your scissors
- Body position
- Handling the hair
- Blunt and point cutting
- Angles and tension
- Sectioning

Own equipment needed:

- Tuition head
- Plastic comb and clips
- Water spray
- Cutting Aid
- Scissors



*You will be able to access this e-learning until it is removed from Access which is at the discretion of L'Oréal Professionnel Paris.

Want to have a strong finishing foundation?



smooth



movement

Getting Started with Blow Drying.



Online practical course

£49 / €49 - Anytime*

A great blow dry is vital for finishing any cut or colour and is the foundation of most styles.

How it works? Watch course online via **ACCESS** and practice at home / in-salon in real time. Your instructor will demonstrate and then you try, moving forward when you are comfortable. Great for anyone new to a skill set or as a team training session.

Skills covered:

- Equipment
- Foundation & finishing products
- Smooth and straight technique
- Movement and curl technique
- Natural curl technique

Own equipment needed:

- Tuition head
- Comb and clips
- Hair dryer and nozzles
- Oil and mousse
- Round brush
- Spray bottle



click here



click here

*You will be able to access this e-learning until it is removed from Access which is at the discretion of L'Oréal Professionnel Paris.

Guest artist courses.



Marlon Hawkins

Brooks & Brooks

@marlonjhawkins

ARTIST EVENT

The Fusion Tour

Don't miss out on this cut, colour and styling event!

The Fusion Tour with Marlon Hawkins will leave you feeling inspired, your creativity ignited and your client excited.

Marlon will share thought provoking techniques that you can use in your own unique way - building the bridge between commercial and creative hairdressing. This is about simple and effective techniques that can be dialled up or down.


1.5 hours
£45 / €55



click here



click here



Frazer Wallace

The Haus Studio

@frazerhair

PRECISION

Cutting Masterclass

A no-nonsense precision cutting course.

Think a no frills approach in an open environment where you can be 'honest' with where you are at and what skill sets you need to sharpen. Learn how to control the hair, utilise time to execute impressive shapes and how to create razor sharp lines. If you want to be the best at cutting in your area, this course is a must do!


1 day
£220 / €255



click here



click here



Guest artist courses.



Marlon Hawkins

Brooks & Brooks

@marlonjhawkins

COMMERCIAL

Cutting with Confidence:

What makes this course unique is that it is completely tailored to the area you want to focus on. Whether that is something you need help with or simply a look you are wanting to learn how to achieve. Whether that is visualising where to layer or distribute weight, knowing where to start for a particular style or once you have completed a foundation shape how to personalise the final stages. Design your own course to give you confidence in the area you want.



1 day
£275 / €320



click here



click here



Andrea Dorata

Dorata Marlow

@andreadorata

COMMERCIAL

Cutting Bobs

Take the fear and doubt out of cutting bobs. Bobs are the ultimate timeless haircut, but we need to keep up-to-date with current trends. During this one-day course Andrea will guide you through 5 classic bob shapes. Including troubleshooting and finding solutions to create the perfect bob. This is a must for any stylist who wants to enhance their confidence to create the perfect salon finish to an iconic style.

1 day
£220



click here



Guest artist courses.



Matthew Sutcliffe

Tint Leeds

@matthew_sutcliffe_tint

CUTTING & STYLING

Cutting Short Hair

Do you want to feel more confident with cutting shorter shapes? Or to practice cutting short hair with guidance? This is the course for you.

Matthew is an expert in short hair; from short shags to pixies and adapting to what your clients are currently asking for. You will learn texturizing techniques, including when and why to use them. How to utilise your clippers, including scissor over comb, personalisation techniques and distribution of weight. Matthew will also cover utilising your tools and understanding the shapes you want to make is crucial to short hair. Once you understand these skills you can apply them to any client.

1 day
£220



Angie Dromgoole

Zeba Hairdressing

@angiedromgoole

COMMERICAL CUTTING

The Restyle

Ever had a restyle sit in your chair and felt stuck? Or looking for inspiration for shaping your client's style?

Angie is going to share with you her approach to the restyle and how to navigate it.

Learn how to answer the question 'what do you think will suit me' and how to navigate utilising images to pinpoint what type of restyle the client wants. Angie will cover face shapes, lifestyle and hair texture to help guide the approach to your restyle. This course will give you structure and inspire you with current cutting options.

1 day
€295



Guest artist courses.



Abigail Butler

Strictly Xtended

@msabigailbutler

STYLING

Get Confident with Curls & Coils

If you have no experience or simply want to grow your confidence in curls and coils, this is the course for you. You will learn how to identify different hair types, understand terminology, get an introduction to the history of textured hair and uncover your must have tools. Abigail will go through product choice, washing techniques and a large section on natural styling such as wash & go, twist outs and flat twist. There will also be an introduction to bantu knots, French and Dutch braids.

Over 2000 hairdressers have completed Abigail's online styling introduction. If you are one of these or simply want to get more confident, this is your place to start and get hands-on. This course is highly recommended by all our @lorealpro Educators and can also be booked to come exclusively into your salon for team training.


1 day
£250 / €290



click here



click here



Guest artist courses.



Frazer Wallace

The Haus Studio

@frazerhair

STYLING

Blow Out Masterclass

This blow out course is mega. If you want to know how to create big, glamorous blow dries with minimum effort for maximum finish, don't miss this one. You will learn and take home a detailed guide to creating the perfect blow out.

Three looks that will change the way we think, giving you the foundation to make it your own: Mirror Shine, Modern Wave and Blow Out.

1 day
£220 / €255



click here



click here



Kayleigh Twigg

Brooks & Brooks

@kayleightwigghair

STYLING

Hair Up Masterclass

Don't let hair up and braiding be your Achilles heel. From bridal to party, from festival to glam style, hair up is exciting and once you know key tricks – it is fun!

Kayleigh will show you how to simplify and create practical styles. This course really will give you confidence in quick techniques, preparation and how to bespoke for your client.

1 day
£220



click here



MyNewHair.



Only available in London

MyNewHair is a specialist organisation training hair professionals who are committed to supporting those with medical hair loss. This programme is co-led by specialist nurses and technical trainers from the organisation.

Mynewhair level 1

£300

Led by the mynewhair Team

Develop and enhance the skills necessary to cut wigs and learn how to communicate with sufferers of hair loss through chemotherapy or alopecia.



click here

Mynewhair level 2

£200

Led by the mynewhair Team

Extending your knowledge about types of wigs, troubleshooting problems you may encounter and hair aftercare following cancer treatment.



click here



Foundation journeys.


Mix up your learning path with offline and online learning.




Cut & Style




Total Texture
E-learning - Online




Getting Started with Blow Drying
Blend



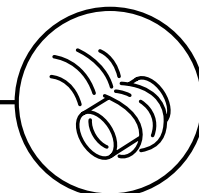
Getting Started with Cutting
Blend




Foundation Cutting
Feminine Shapes
2 Days - Offline




Foundation Barbering
Masculine Shapes
2 Days - Offline



Getting Started with Perming
Blend



Intermediate Cutting
2 Days - Offline



Cutting Artistic
• Andrea Dorata
• Angie Dromgoole
• Frazer Wallace
• Marlon Hawkins
• Matthew Sutcliffe
+ MyNewHair

EXPERT


Curls & Coils




Total Texture
E-learning - Online




Intro to Caring
with Charlotte Mensah
E-learning - Online




Intro to Styling
with Abigail Butler
E-learning - Online



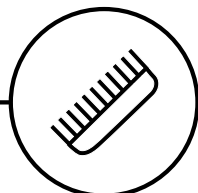
Get Confident with Curls & Coils
with Abigail Butler
1 Day - Offline




Intro to Cutting
with Dexter Dapper Johnson
E-learning - Online



Intro to Colouring
with Danielle Louis
E-learning - Online



Intro to Wigs, Weaves & Braids
with Abigail Butler
E-learning - Online



Guest Artistic
Cutting / Colour
1 Day

Curls & coils journeys.

Click one of the buttons to discover more




Total Texture



Curls & Coils



Journeys





Recommended for all.



Free online course

Total Texture: Science & identification of all hair textures

Charlotte Mensah explains the science behind why hair texture varies from tight zig-zag coils to completely straight. This course also covers the key fundamentals of diameter, density, porosity and how texture influences different hairdressing skill sets.

Skills covered:

- Shape classification & identification: type 4,3,2,1
- The difference between density and diameter
- Porosity and its effect
- Hair texture and the link to consultation
- Guest expert insights on the influence of texture on hairdressing: **care, styling, cutting, colouring, wigs, weaves, perm and relaxers**



[click here](#)



[click here](#)

Season 2 Podcast:

Listen to expert discussions about 3A-4C hair textures.



[click here](#)



[click here](#)



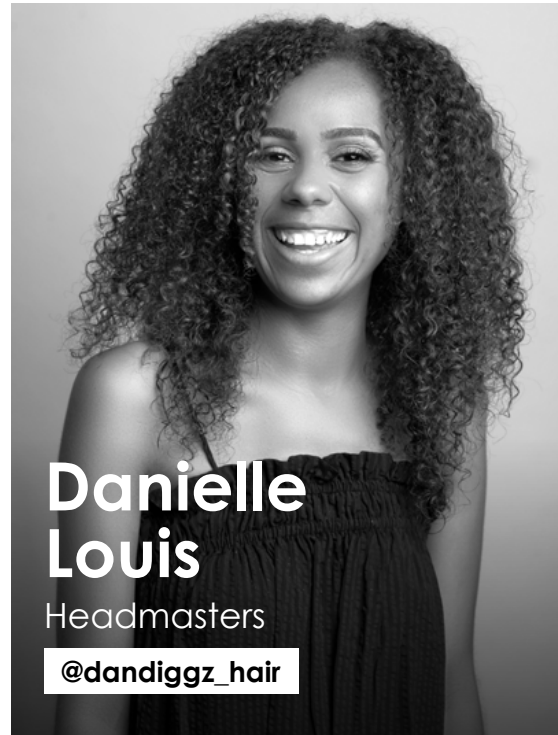
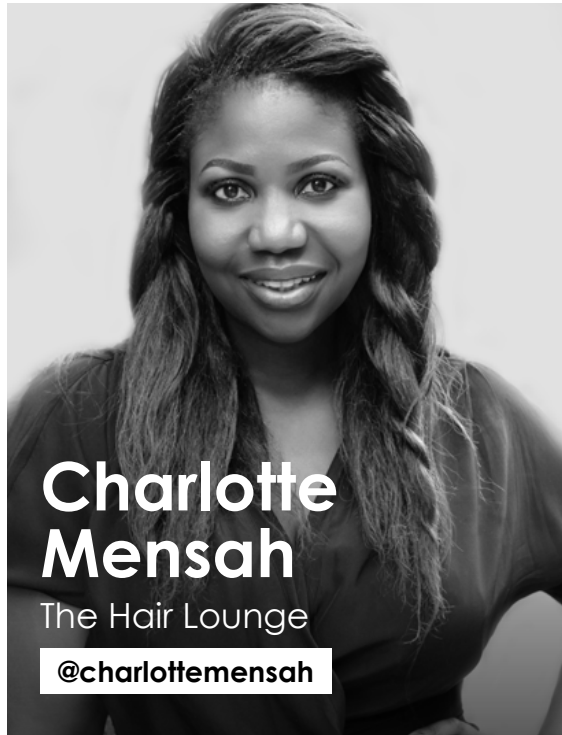
Curls & Coils



5x FREE e-learning courses

Introduction to:

- Caring
- Cutting
- Styling
- Colouring
- Wigs, Weaves & Braids





Intro to Caring for Curls & Coils.



You will learn:

- Washing technique
- Product choice
- Drying: Heat vs No heat
- Two strand twist
- Homecare + Night care

With Charlotte Mensah

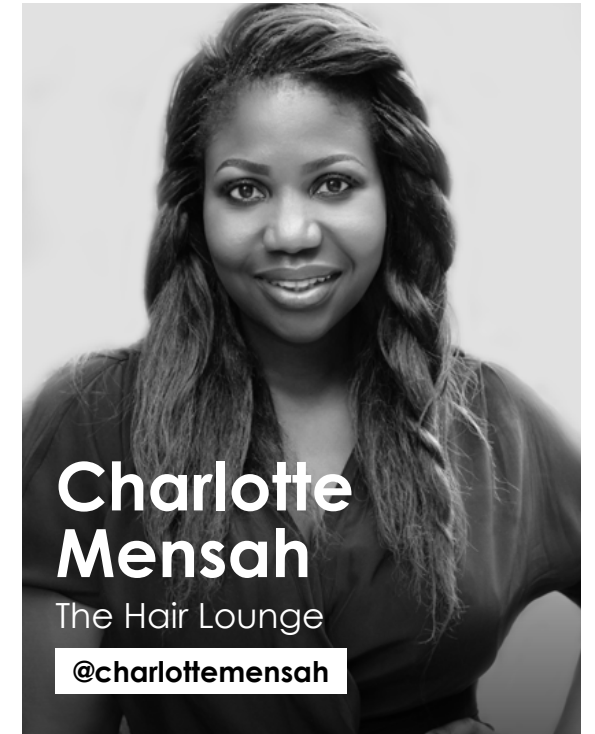
Award-winning hairstylist, including three-time British Hairdressing Afro Hairdresser of the Year winner, owner of the Hair Lounge and industry leader.



[click here](#)



[click here](#)



Charlotte Mensah

The Hair Lounge

[@charloftemensah](#)



Intro to Styling for Curls & Coils.



You will learn:

- Tools
- Wash & Go
- Drying with diffuser
- Twist styling – Flat Twist
- Bantu Knots & Stretching

With **Abigail Butler**

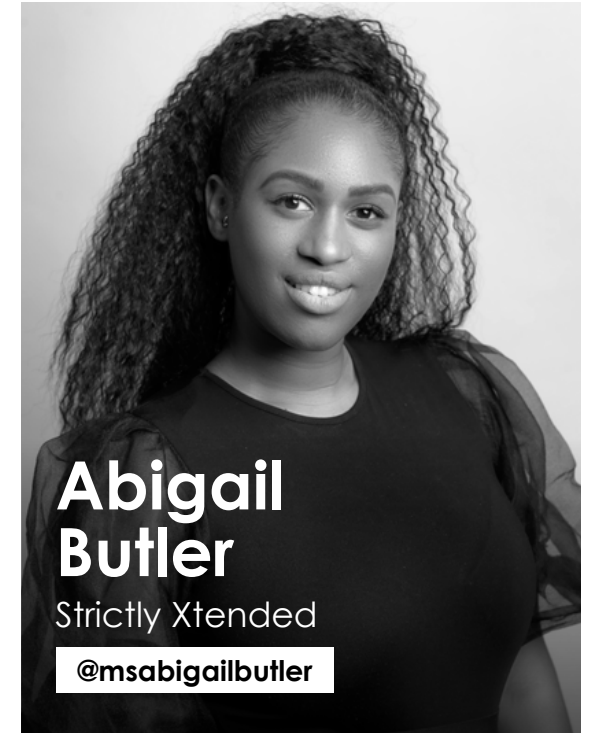
Session stylist, award-winning extension specialist, former ID Artist and owner of Strictly Xtended.



[click here](#)



[click here](#)



Abigail Butler

Strictly Xtended

[@msabigailbutler](#)



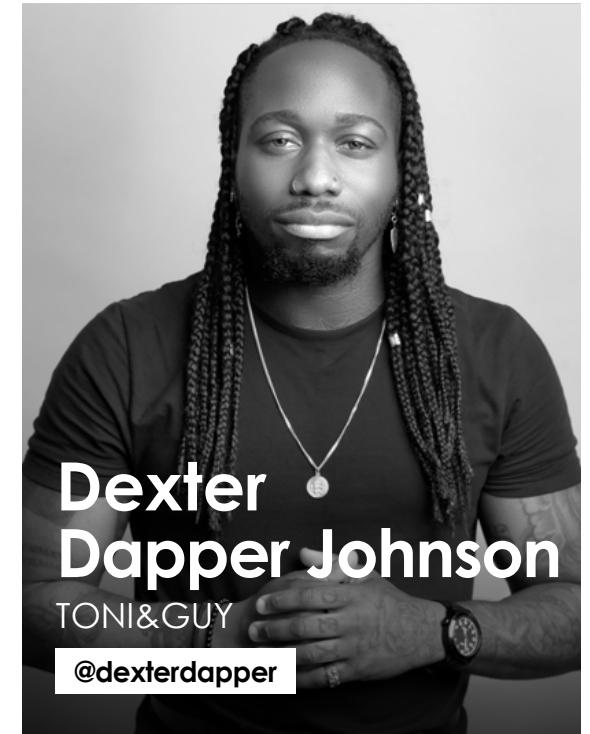
Intro to Cutting for Curls & Coils.

You will learn:

- Consultation
- Tools
- Longer layered shape
- Short Skin Fade
- Short Tapered
- High Top

With **Dexter Dapper Johnson**

Toni & Guy International
Artistic Director and Educator
@toniandguyworld, award-
winning men's specialist and
celebrity stylist.





Intro to Colouring for Curls & Coils.



You will learn:

- Considerations & Goals
- Shapes & Placement
- Product Choice
- Brightening technique
- Defining technique

With

Danielle Louis

Headmasters Artistic Team
member @headmastersuk,
L'Oréal Professionnel Paris Colour
Expert and former ID Artist.



Danielle Louis

Headmasters

@dandiggz_hair



click here



click here



Intro to Weaves, Wigs & Braids.

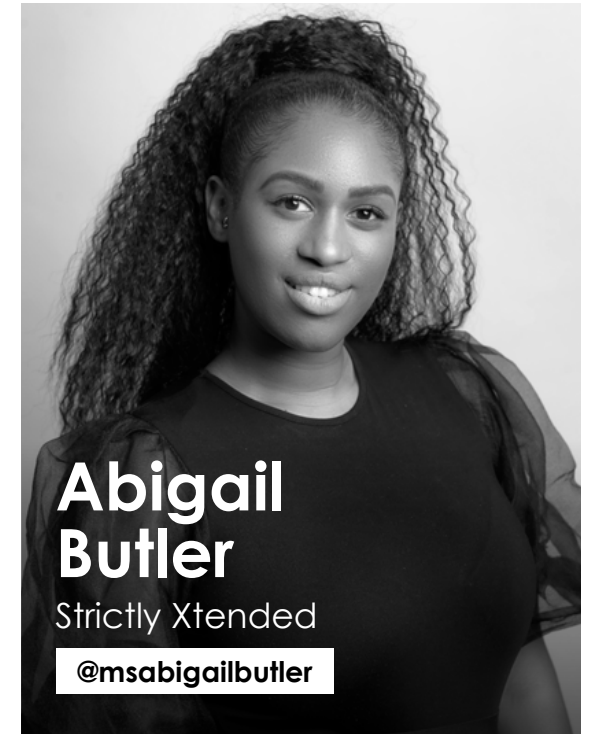


You will learn:

- What is Protective Styling
- Braiding Intro
- Wigs Intro
- Weave Intro
- Scalp & Hair Care

With **Abigail Butler**

Session stylist, award-winning extension specialist, former ID Artist and owner of Strictly Xtended.





Curl Keys Tutorial Series.

See the Curl Expression range in action.

FREE 5 part video series:

- The Language of Curls & Coils
- How to Diagnose
- Discover Curl Expression
- How to Treat
- How to Style



Foundation journeys.

Mix up your learning path with offline and online learning.




Curls & Coils




Total Texture
E-learning - Online




Intro to Caring
with Charlotte Mensah
E-learning - Online




Intro to Styling
with Abigail Butler
E-learning - Online



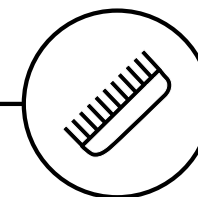
**Get Confident
with Curls & Coils**
Abigail Butler
1 Day - Offline




Intro to Cutting
with Dexter
Dapper Johnson
E-learning - Online



**Intro to
Colouring**
with Danielle Louis
E-learning - Online



**Intro to Wigs,
Weaves & Braids**
with Abigail Butler
E-learning - Online



Guest Artistic
Cutting / Colour
1 Day

EXPERT

Want hands-on training?

This is the perfect
place to start.



**Abigail
Butler**

Strictly Xtended

@msabigailbutler

Get Confident with Curls & Coils

With Abigail Butler

1 Day £250 / €290

Abigail will take you through in-depth caring and styling techniques for curls and coils. From identifying different hair types to product recommendation and protective styling, Abigail will cover all the basics.



click here



click here



Looking to learn the Fundamentals of Perming?



sectioning



winding

Getting Started with Perming.

Online practical course

£49 / €49 - Anytime*

Foundation resource that will explain how perm works and the essential application techniques: nine section wind and brick wind.

How it works? Watch course online via **ACCESS** and practice at home / in-salon in real time. Your instructor will demonstrate and then you try, moving forward when you are comfortable. Great for anyone new to a skill set or as a team training session.

Skills covered:

- Equipment
- Consultation
- Nine Section Wind
- Brick Wind
- Applying product
- Aftercare

Own equipment needed:

- Tuition head
- Plastic comb and clips
- Water spray
- Perms rods
- End papers
- Cotton Wool



click here



click here

*You will be able to access this e-learning until it is removed from Access which is at the discretion of L'Oréal Professionnel Paris.

The background of the slide features a close-up, artistic photograph of several pieces of clear, faceted glass or crystal. The pieces are arranged in a cluster, with some in sharp focus and others blurred in the foreground and background. The lighting creates bright highlights and deep shadows, emphasizing the transparency and facets of the glass.

Business.

Business courses.



**Hellen
Ward**

@hellenwardltd

Richard Ward Hair & Metrospa

Salon Economics

For salon owners, directors or decision-making managers only

Industry expert Hellen Ward shares her 35 years' experience in salon management in this in-depth course to master your salon's finances.

Sharing sector benchmarks as well as her tried and tested systems to deliver monetary control and increased profitability, Hellen does a deep-dive on the fiscals as only someone with unique industry expertise can. She'll help you to create a blueprint for financial success, analysing everything from salary structures to sectorial overviews on the state of play commercially:

Cost benchmarks – don't know what your key % outgoings should be? Hellen will share

Management Accounts – understanding a P&L, Hellen style

Short term cost quick-fixes – instant tweaks to boost the coffers

Long term profit goals – budget and forecast with confidence

This one-day seminar deals with the nitty gritty so only ideal for those with financial control and the salon keys in their hands.

1 Day
£250



Business courses.



Make Me a Brand

Ask yourself, how memorable are you? How different are you from other hairdressers? Are you blending in or deliberately standing out? Whether it's personal branding for you or your company, branding can make or break you.

Lots of us sell similar things but it's the package we put it in that makes the difference to the sale. Learn how to build a brand and turn it into a successful business.

Suitable for: Individuals, self-employed or salon owners.

More information coming soon!



**Sophia
Hilton**

@hilstonsophia

Not Another Salon

Education Direct.

Do you know we offer a service where we bring a course to you?



What kind of courses are available to me?

Academy (1 Day courses only):

Colour Keys 1, Foundation Foiling, Foilage, Balayage Keys, Blonde Keys

Guest Artists

(see the next page)

What do I need to do to book or get a price?

Speak with your Education Consultant or call us to discuss.

Before you contact us think about:

- How many people
- What would you like to learn
- Preference of educator or artist
- Any potential dates

Get Education Direct To You



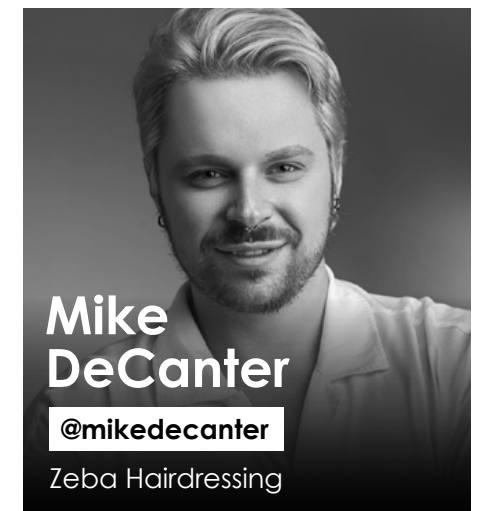
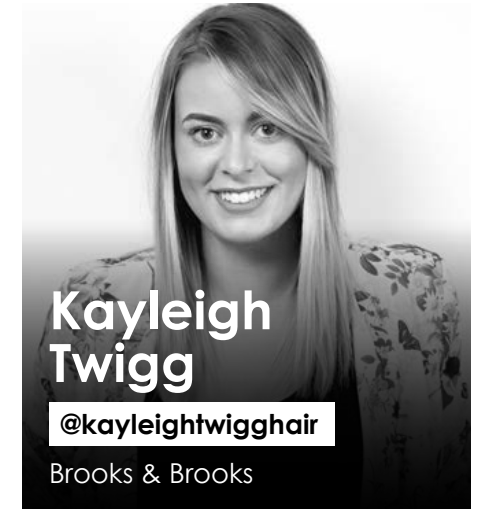
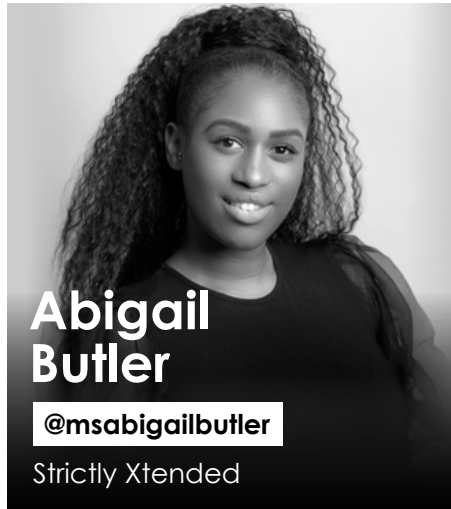
0800 028 3448
coursesuk@loreal.com



01-604 5913
dublinacademy@loreal.com

Education Direct.

Guest Artists available to book:





ID Artist Programme.

The ID Artist Programme aims to find talented individuals and help them to reach their full potential.

It is a two-year talent development programme full of inspirational education and unique hairdressing opportunities. Not only do you gain new skills and exposure, but also like-minded friends from all over.

The ID Artist Team - 2nd Years



**Adam
Cunningham**

Zeba Hairdressing




**Augusto
Miranda**

Zeba Hairdressing




**Claire
Kenny**

Hession Hairdressing




**Dean
Taylor**

Clipso St Albans



**Elle
Foreman**

Tribe Clapham



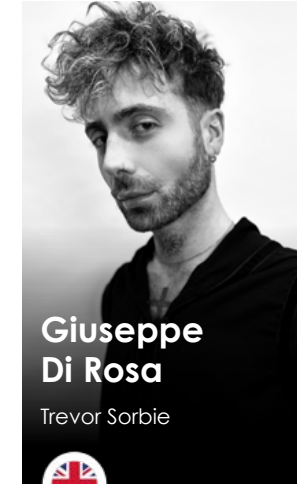
**Francesco
Merico**

Trevor Sorbie



**Georgia
Haverly**

Peter Mark




**Giuseppe
Di Rosa**

Trevor Sorbie




**Laszlo
Roman**

Creations Hairdressing




**Mark
Sherwood**

Zeba Hairdressing




**Neill
Cooney**

Brown Sugar




**Sara
Bergantini**

Fowler35



**Troy
Boyd**

Anthony John Salons



**Yolanda
Dunne**

Wildflower



"I love being surrounded by passionate, like-minded hairdressers. Being with others at this level on a regular basis pushes me, and inspires me to step outside my own comfort zone."

Adam Cunningham
Zeba Hairdressing

Why join?

If you have heard of ID Artist there is a reason. It is known to be one of the best development programmes in the industry.

Once you join you will be developed by top industry names for a minimum of five days each year. Including upskilling in presenting to others, educating and hands-on training.


There are a raft of other additional unique hair opportunities only available to ID Artists. Plus, don't forget the networking! You will leave connected to your peers and to industry opportunities.

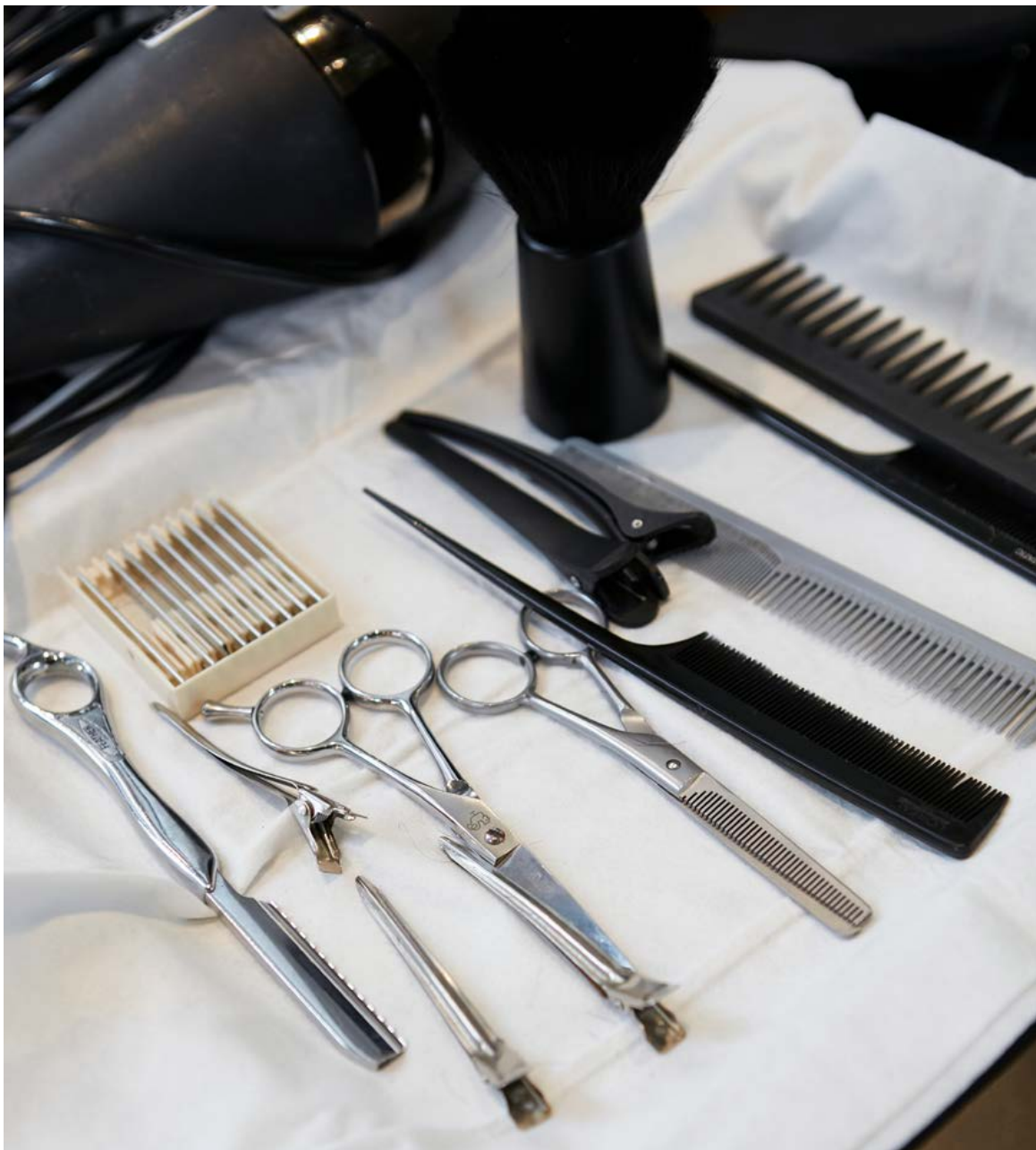
"I think you should audition! It is such an amazing thing to be part of and you meet so many incredible people along the way."

Dean Taylor
Clipso St Albans

"If something is looking to learn in all aspects of their career, whether speaking on stage with audience with confidence, or elevating your technical skillset it would be something I recommend people to do."

Elle Foreman
Tribe Clapham





Auditions.



Auditions are held once a year.

12 new places available on the 2024-2025 Programme.

ID Artist auditions are open to various skill set combinations. You will be asked to indicate your area of skill and focus in these categories: cutting, styling and colouring.

The entry process is entirely digital and includes two formal audition steps:

Step 1 Submit an audition video showcasing a model

Step 2 After first round of judging: if successful attend a virtual interview with a panel of industry experts

Register your interest on L'Oréal ACCESS to receive submission link



click here



click here

For full entry information, dates, requirements and Terms & Conditions, download on lorealaccess.com or ask one of the **L'Oréal Professionnel Paris Team**.



L'Oréal
colour
trophy award

L'Oréal
colour
trophy afro
award

L'Oréal
colour
trophy colour
trophy artist
award

L'Oréal
colour
trophy star
award

L'Oréal
colour
trophy future
talent
award

L'Oréal
colour
trophy moving
image
award

L'Oréal Colour Trophy.

L'Oréal Colour Trophy.

The longest running live hairdressing competition.
Compete against the best in the industry.

What is L'Oréal Colour Trophy?

A nationwide live hairdressing competition with the purpose of celebrating and promoting creativity within the industry. It all starts with a photographic entry, progressing to a regionals into the Grand Final.



[click here](#)



[click here](#)



L'Oréal Colour Trophy 2023 Grand Final UK: Tolu Coker x TONI&GUY Breakthrough Team

L'Oréal Colour Trophy 2023.


United Kingdom



L'Oréal Colour Trophy Award - Overall Winner

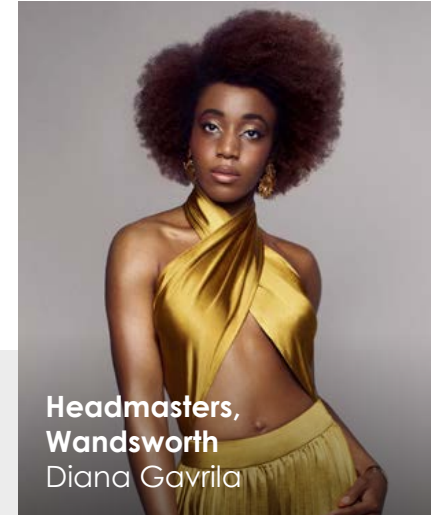


Scullion & Scot, Sheffield
Jessica Elwell & Lewis Inkles



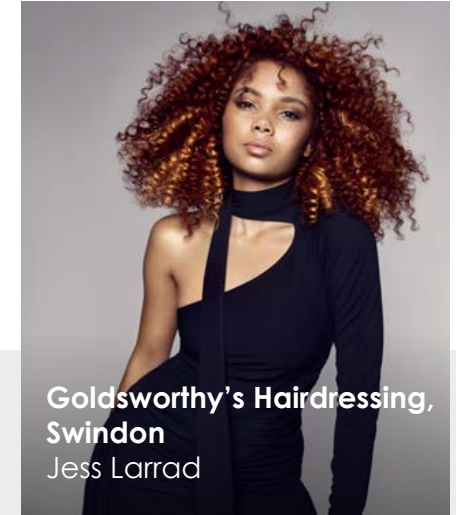
Charlie Miller, Edinburgh
Molly Rufus

L'Oréal Colour Trophy STAR Award Winner



Headmasters, Wandsworth
Diana Gavrilă

L'Oréal Colour Specialist Award Winner



Goldsworthy's Hairdressing, Swindon
Jess Larrad

L'Oréal Colour Trophy Afro Award Winner

L'Oréal Colour Trophy Winners:

L'Oréal Colour Trophy Award:

Overall winner: Scullion & Scot, Sheffield - Jessica Elwell & Lewis Inkles

2nd place winner: TONI&GUY, Glasgow - Lisa Kelly & June Mair

3rd place winner: Goldsworthy's Hairdressing, Cirencester - Charlotte Luce

L'Oréal Colour Trophy STAR Award: Charlie Miller, Edinburgh - Molly Rufus

L'Oréal Colour Specialist Award: Headmasters, Wandsworth - Diana Gavrilă

L'Oréal Colour Trophy Afro Award: Goldsworthy's Hairdressing, Swindon - Jess Larrad

L'Oréal Colour Trophy Moving Image Award: Fededamians - Federico Damiani

Regional L'Oréal Colour Trophy Award Winners:

Scotland Winner: TONI&GUY, Glasgow - Lisa Kelly & June Mair

Northern Ireland Winner: @G&S Hair, Belfast - Sophie Patton & Georgia Collins

North Western Winner: Saks Hair, Newark - Emma Goodlass & Abbie Moffoot

North Eastern Winner: Scullion & Scott, Sheffield - Jessica Elwell & Lewis Inkles

Western Winner: Goldsworthy's Hairdressing, Cirencester - Charlotte Luce

Eastern Winner: The Brentwood Hairdresser, Essex - Jasmine Atkinson & Jason Dyer

Southern Winner: Hidden Hair, Tunbridge Wells - Jess Lindsay & Mario Failla


London Winner: TONI&GUY, Canary Wharf - Giulia Scappina & Ilaria Bellemo

L'Oréal Colour Trophy 2023.

Ireland



L'Oréal Colour Trophy Award - Overall Winner



Zeba Hairdressing, Dublin
Mark Sherwood & Augusto Miranda



La Mode, Dublin
Nadine Brady & Claire Donegan

L'Oréal Colour Trophy STAR Award Winner

L'Oréal Colour Trophy Winners:

L'Oréal Colour Trophy Award:

Overall winner:

Zeba Hairdressing, Dublin - Mark Sherwood & Augusto Miranda

2nd place winner: The Hair Artist, Dublin - Ciaran Cannon

3rd place winner: The Hairshop Dundalk -
James-Desmond McMahon & Catherine McElligot

L'Oréal Colour Trophy STAR Award:

La Mode Hairdressing, Dublin - Nadine Brady & Claire Donegan

New to the family?

These are our top picks!



E-Learnings

On-Demand Online Courses

Welcome to L'Oréal
Professionnel Paris



Our Colour
Numbering System



Colour Essentials




Intro to Foundation
Theory: Colour



Product Guides

Resource Bank

Looking for our product instructions, allergy alert test cards or COSHH information. Find it all in the Resource Bank.



Explore Sessions

Free 3-hour Colour Introduction

This workshop will cover our fundamental ranges and how to use them.

- Led by a @lorealpro Educator
- Hands-on
- Interactive theory



Shade Charts

Get our shade charts on your phone

Click below to download



Future Talent.



Is a programme that focuses on the future generation of hairdressers currently training.
It works in partnership with lecturers and educators to boost the learning experience of the next generation.

What Is It?

Everything is tailored to the learner journey to get industry ready:

-
- Learning resources
 - Learning paths online and offline
 - Exclusive invites to online events tailored to you
 - The opportunity for in person education
 - PLUS if you are a lecturer we have complimentary classroom formats available to aid your curriculum

How Do I Get Involved?

Are you a lecturer?

Contact coursesuk@loreal.com to get connected to the programme

Are you a student?

Ask your **training provider** or **college** if they participating and for events coming up

Need help? Contacts.



Academy or Access

For bookings support:

Speak to your Business Partner,
Education Consultant or contact
course bookings on:



0800 028 3448
coursesuk@loreal.com



01-604 5913
dublinacademy@loreal.com



Technical Support or Customer Service

For technical advice or customer service:



0800 030 4034



1800 535 616

Or email for technical advice:
salonadvice@uk.loreal.com

Want to connect with your local
L'Oréal Professionnel Paris Partner?

Call customer services



Terms & Conditions of L'Oréal Professionnel Paris Education:

Prices

Prices shall be in pounds sterling and/or euros (as applicable). Prices are inclusive of any VAT as applicable on the date of order. L'Oréal reserves the right to modify prices from time to time, provided however that the Education Courses shall be charged on the basis of the price list as applicable upon registration of the order.

Attendee Cancellation

Purchaser can cancel their order at any time and must do so via our Site by logging in, visiting the section that shows the order(s) placed and submitting the information requested. Should you need to cancel your place on this course, please ensure that you give 14 days' notice for a full payment refund, except for courses that are over 5 days, where we require 28 days' notice. Purchaser will be refunded to their original payment card. After the periods as set out above, no refund or compensation of any type will be possible. L'Oréal will only deviate from this in the case of exceptional circumstances to be determined at L'Oréal's sole discretion. For any assistance please reach out to our ACCESS Support Team found in our contact section.

Change of date or Course Cancellation by L'Oréal

From time to time, whether due to circumstances outside of L'Oréal's reasonable contemplation or control or other circumstances (including, but not limited to, availability of training staff or particularly low numbers of Purchasers booked on particular Education Course(s), L'Oréal may need to reschedule or cancel scheduled Education Course(s). In the event that L'Oréal cancels or reschedules any Education Course(s) that Purchaser has booked, L'Oréal will make reasonable efforts to contact you by email or any other contact methods provided to let you know. If your Education Course is cancelled, wherever possible we will offer you the option of being transferred to another equivalent Education course at an alternative date and time (subject to availability). If there is no suitable alternative available, L'Oréal

will notify any booked attendees of the cancellation and process a refund of the full amount paid for such Education Course(s) to the Purchaser's original payment card. For the avoidance of doubt, in the event of cancellation of Education Course(s) by L'Oréal, compensation will not be payable and L'Oréal shall not be responsible for any costs or losses incurred by Purchasers as a result of any cancellation, including but not limited to loss of earnings, loss of profits or the costs of any pre-booked transport or accommodation.

Models & Tuition Heads

Dependent on the course you may have live models or tuition heads. With live models L'Oréal cannot always guarantee these due to model cancellations or circumstances outside of L'Oréal's reasonable control. In these cases a tuition head may be supplied to facilitate the practical element. During many courses the tuition heads are including in the course price that the students can take home after the course.

Course Content Changes

Course content may vary and be subject to change dependent on product availability, models or changes in technique. L'Oréal reserves the right to alter or change course content at anytime without notice.

Course Social Media, Videography and Photography

L'Oréal instructors may capture content during an Education Course which may then be used for promotional and marketing purposes (eg social media or education catalogue). Attendance on the course assumes agreement to potentially being featured. If you do not want to appear please make it known to your instructor. All students are welcome to share their experience or attendance on social media.